

Funny Bunny Craft



Funny Bunny Templates


**Print out these templates
as a letter size document
(8.5 x 11”).**

- 1. Bunny Face**
- 2. Bunny Ears**



Cut out shapes for tracing.

Bunny Face

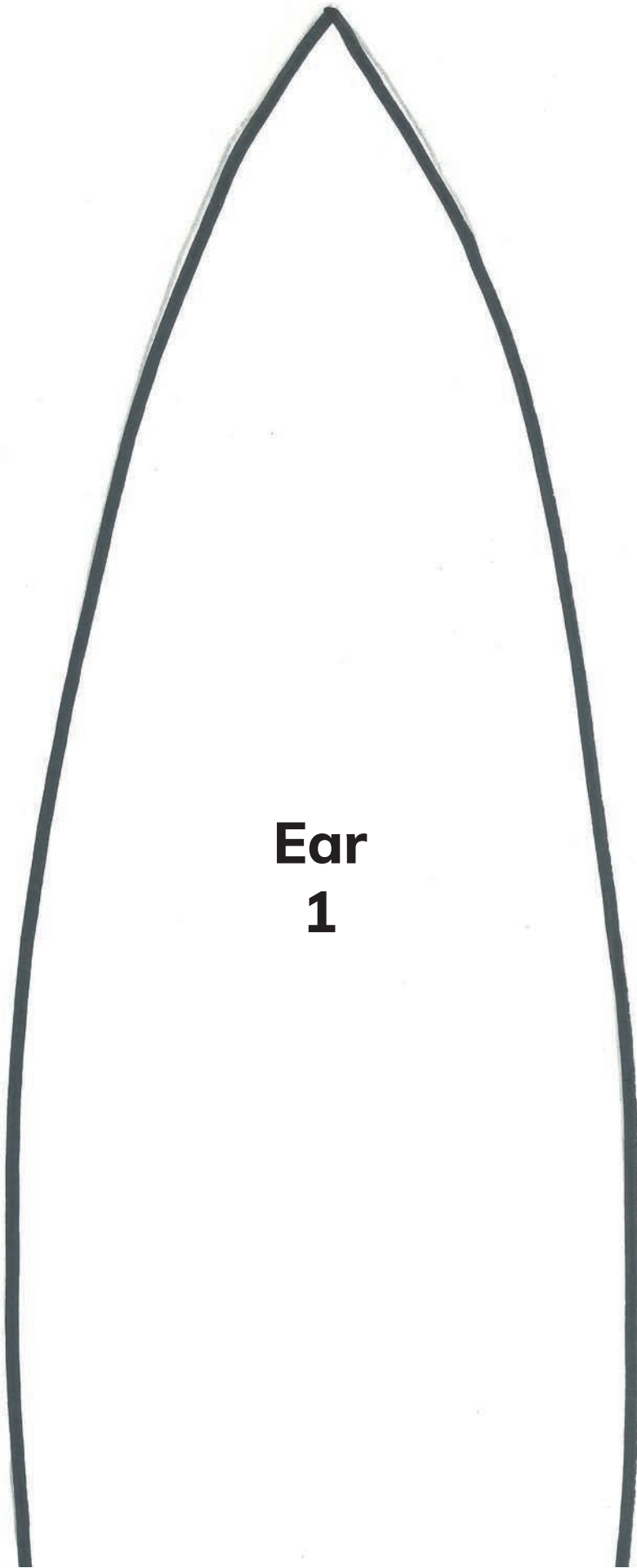
Eyes



Line
from
nose
to
mouth



Bunny Ears



**Ear
1**



**Ear
2**

Funny Bunny Craft List

Plastic or paper plate

Colored paper

Markers, pencils, or crayons.

Glue


Tape

Sissors

Shape template

Print template-1

Cut-out each shape

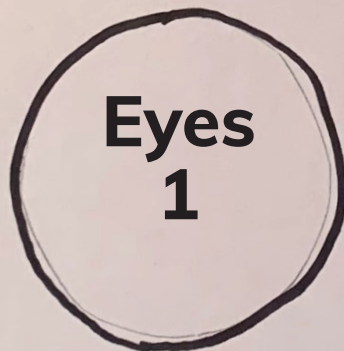
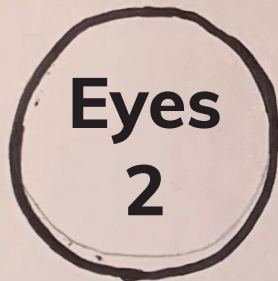


Print template-2

Cut-out each shape

Bunny Face

Eyes



Heart nose






Line from nose to mouth






Mouth




Trace, Fold & Cut Ears 1




Trace, Fold & Cut Ears 2



Trace & Cut Nose




Trace, Fold & Cut Mouth






Trace, Fold & Cut




Line from nose to mouth






Trace, Fold, & Cut Eyes 1



Trace, Fold, & Cut Eyes 2



Trace, Fold, & Cut Eyes 3



Time to put your bunny together



Glue Eyes 1,2,3



Glue Eyes 1,2,3



Glue Eyes 1,2,3



Glue Eyes 1,2,3



Glue Eyes 1,2,3



Glue Line from nose to mouth




Glue Mouth



Glue Nose



Glue Ears



Tape Ears



Draw Whiskers





Hippity,



Hoppity,



**Easter's on
its way.**